

Making Your Device Accessible

A Hands-On Session for EMSB High School Students

Francois Dupraz, ICT Pedagogical Consultant

Andrea Prupas, Assistive Technology Consultant

Accessible. What does that mean?

Accessible means that you can use features on your device to help you read and write.



Before we talk accessibility...

Not all accessibility features will be helpful to you. You have to decide what works for you and what doesn't work.

Find the right tool that works for you!

Three kinds of accessibility features

Text to speech

Word Prediction

Speech recognition

Text to speech (TTS)

What is it and how can it help?

- Text to speech technology reads the text on the screen to you.

How does TTS help?

- Listening to a book or a text can be a great option for many students.
- Some students find that TTS helps them to better understand and remember the text that they are reading.
- Some students find that using TTS improves their ability to focus on a text because they are strong listeners.



How can you customize text to speech for yourself?

- On some devices, you can change the pace (speed it up or slow it down).
- On some devices, you can change the voice to one that you prefer.
- You can highlight the words that you would like to hear read aloud.
- You can listen to the text as many times as you want.
- After you write, you can listen to the text with TTS to hear if there are any spelling or grammatical errors to fix.

Let's try it

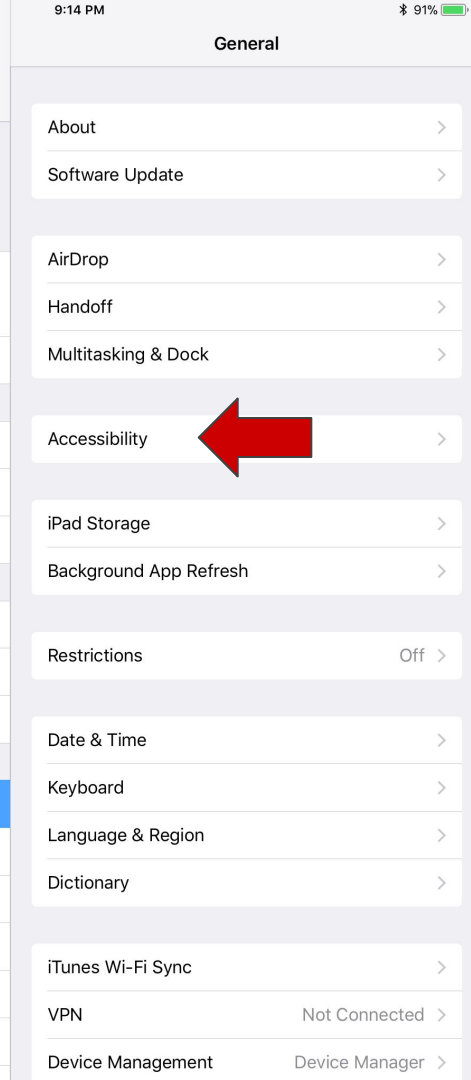
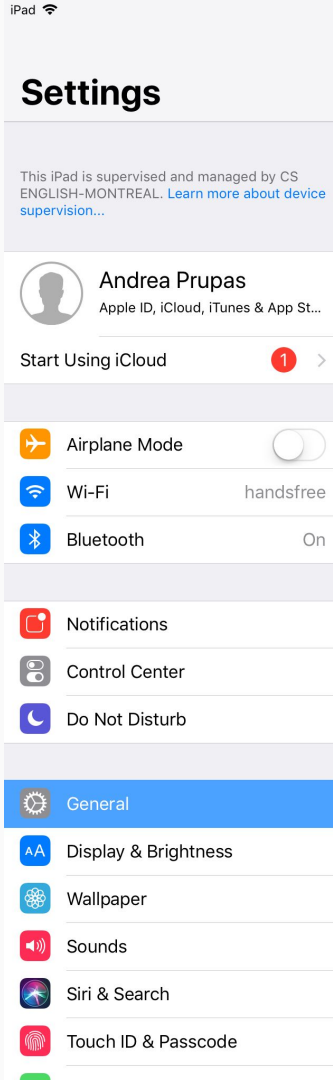
How to enable TTS on your device:

1. iOS
2. Android
3. Chrome browser

iOS devices

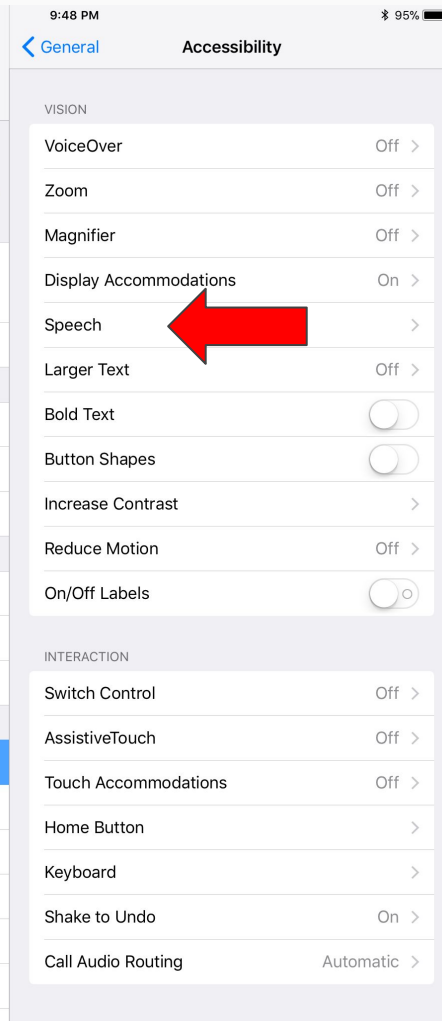
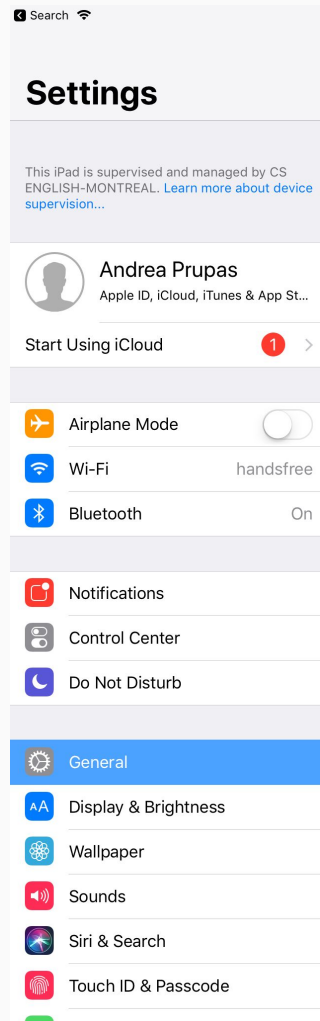
iPads, iPods or iPhones





*Under General, select
Accessibility menu*

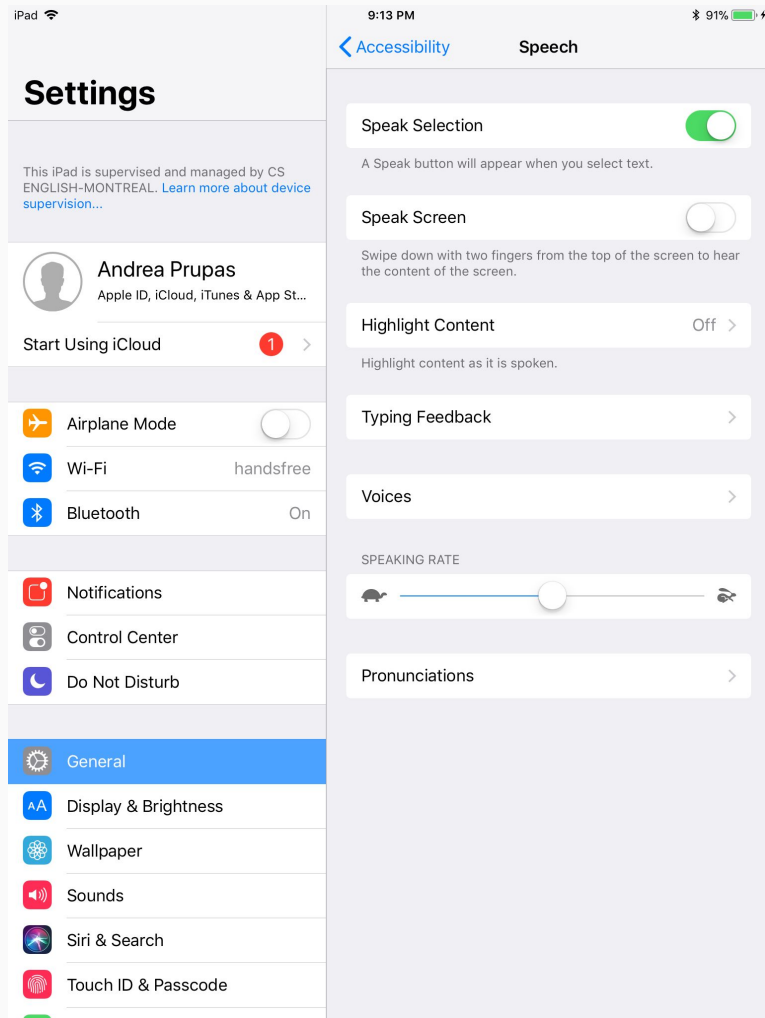





Select speech menu



***This is how to
customize text to
speech
in the settings***



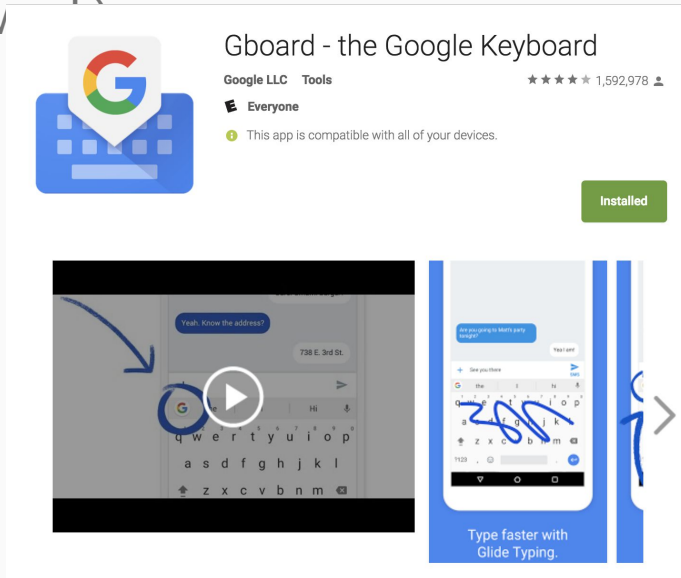


Android Devices: Tablets / Phones

- There are many different companies which make Android devices. (24,000 different Android devices, by 1,300 companies)
- It will require some searching through menu features, menus vary with devices.
- Search Google and YouTube if you have trouble finding the features for your particular phone.

Google Play Store

- Download *Google Keyboard* and From the Google Play Store (use the public network)



SET UP....cont....

- Select Google Keyboard as your default keyboard*

**Method depends on make and model of device, usually in LANGUAGE AND INPUT section of SETTINGS MENU. Consult the internet!*

- Open the Google Keyboard App
- Under **LANGUAGES** > add **“French (Canada)”**
- Under **PREFERENCES** > activate **“Voice input key”**
- Under **VOICE TYPING** > Offline speech recognition > download **“English (Canada)”** and **“Français (Canada)”**
- Under **TEXT CORRECTION** > activate **“Show suggestion strip”** + **“Next-word suggestions.”** If you want you can also activate **“Auto-correction”** + **“Auto-capitalisation”**

SET UP....cont....

94% 9:13 AM

< GBOARD KEYBOARD SETTINGS

⋮

Languages
English (Canada) (QWERTY), French (Canada) (QWERTY)

Preferences

Theme

Text correction

Glide typing

Voice typing

Dictionary

Search

Advanced

93% 10:19 AM

< TEXT CORRECTION

SUGGESTIONS

Show suggestion strip
Display suggestion strip while typing

Next-word suggestions
Use the previous word when making suggestions

Block offensive words
Do not suggest potentially offensive words

Show emoji suggestions

Suggest contact names
Use names from Contacts for suggestions

Personalised suggestions
Learn from Google apps and services and your typed data to improve suggestions.

CORRECTIONS

Auto-correction
Space bar and punctuation insert highlighted word automatically

94% 9:13 AM

< Voice

?

Languages
Default language: English (Canada)

Offline speech recognition
Manage downloaded languages

Block offensive words
Hide recognised offensive voice results

Chrome browser

PC, Mac or Chromebook





chrome web store

Search Extensions

Extensions

Themes

Apps

Games

CATEGORIES

All

FEATURES

- ☐ Runs Offline
- ☐ By Google
- ☐ Free
- ☐ Available for Android
- ☐ Works with Google Drive

RATINGS

- ☐ ★★★★★
- ☐ ★★★★★ & up
- ☐ ★★★★★ & up
- ☐ ★★★★★ & up

andrea.prupas@gmail.com



Featured *Step 1: Go to the Chrome web store.*



WONDER
MAKE THE WEB A KINDER PLACE
In Theaters November 17
#CHOOSEKIND

Price while
Smarter
price.cc

Recently Updated

View all



Y! P R E

grammarly

f e l n t

Grammarly for Chrome

★★★★★ (25723)

FREE



LastPass...
The Last Password You'll Ever Need

LastPass: Free Password Ma...

★★★★★ (26009)

FREE



honey

Honey

★★★★★ (75747)

FREE



Office

Office Online

★★★★★ (2441)

FREE




Click&Clean



Click&Clean



Click&Clean



Click&Clean





Read&Write for Google Chrome™

offered by texthelp.com

★★★★★ (1707)

[Accessibility](#)

8,219,141 users

AVAILABLE ON CHROME



OVERVIEW

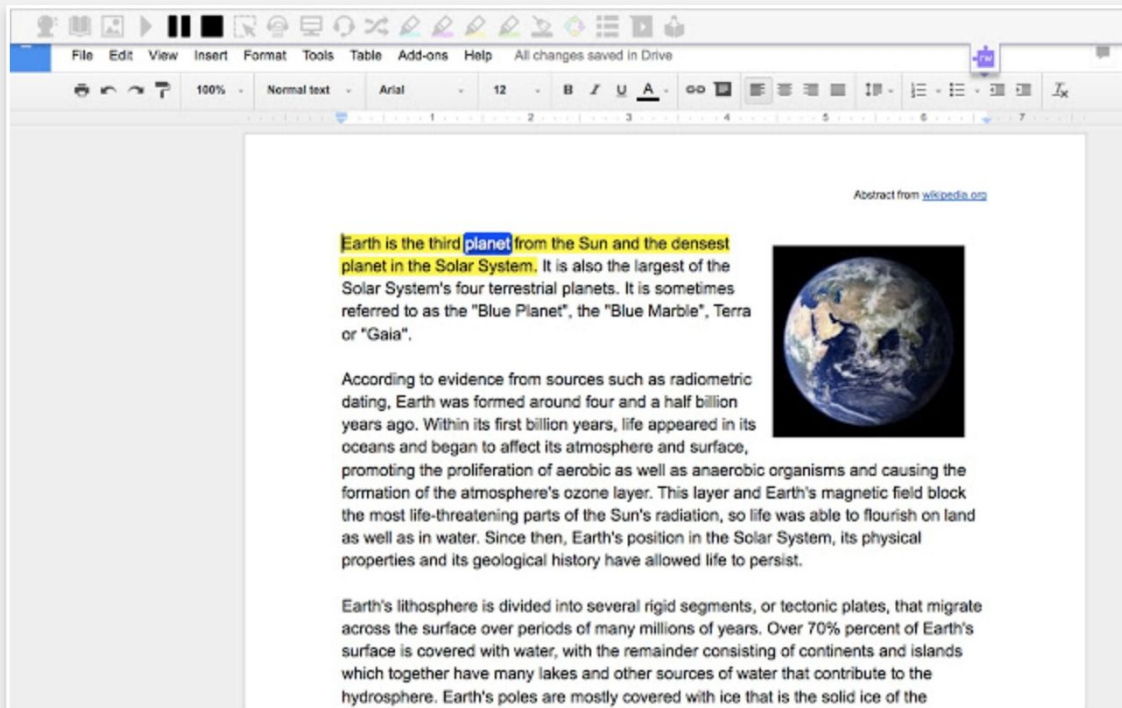
REVIEWS

SUPPORT

RELATED



Step 2: Download this extension! (it's free)



Boost reading and writing confidence across all types of content and devices, in class, at work, and at home!

Wonderfully intuitive and easy-to-use, Read&Write for Google Chrome™ provides personalized support to make documents, web pages and common file types in Google Drive (including: Google Docs, PDF, ePub & Kes) more accessible. It's designed to help everyone engage with digital content in a way that suits his/her abilities and learning styles.

Read&Write offers a range of powerful support tools to help you gain confidence with reading, writing, studying and research.

[Website](#)

[Report Abuse](#)

Additional Information

Version: 1.8.0.88

Updated: November 20, 2017

Size: 1.03MiB

Languages: See all 9

Secure <https://docs.google.com/document/d/1wXaeRSk83VC5LPdMr0GSrqmthVdWqjMJ82gSg9FiscA/edit>

Apps Firebug Bookmarks

Learn more about our premium features.

File Edit **View** Insert Format Tools Table Add-ons Help

100% Normal text Arial 11 B I U A

1 2 3 4 5 6 7

chrome

Step 3: This toolbar appears on your Google doc. The arrow button allows you to highlight your text, and read with text to speech.

Try it!

Word prediction

What is it?

As you type the first few letters of a word, word prediction offers you a list of words to choose from.

How does word prediction help?

Some students use word prediction to help them select words that they are unsure how to spell.

Sometimes word prediction helps students to have more vocabulary available to them.

Sometimes word prediction is helpful to speed up the writing process (but you still have to edit!)

Word prediction



Settings

From this screen, you can experience and manage your device. Learn more about device supervision...



Andrea Prupas

Apple ID, iCloud, iTunes & App Store

Start Using iCloud

1



Airplane Mode



Wi-Fi

handsfree



Bluetooth

On



Notifications



Control Center



Do Not Disturb



General



Display & Brightness



Wallpaper

10:02 PM

90%

General

AirDrop



Handoff



Multitasking & Dock



Accessibility



iPad Storage



Background App Refresh



Restrictions

Off



Date & Time



Keyboard



Language & Region



Dictionary



iTunes Wi-Fi Sync



*In the settings, select
“General”, then select
“Keyboard”*

Settings

MONTREAL. [Learn more about device supervision...](#)

Andrea Prupas

Apple ID, iCloud, iTunes & App Store

Start Using iCloud

1



Airplane Mode



Wi-Fi

handsfree



Bluetooth

On



Notifications



Control Center



Do Not Disturb



General



Display & Brightness



Wallpaper



General

Keyboards

Keyboards

2 >

Text Replacement



Auto-Capitalization



Auto-Correction



Check Spelling



Enable Caps Lock



Shortcuts



Predictive



Smart Punctuation



Split Keyboard



Enable Key Flicks



"" Shortcut



Double tapping the space bar will insert a period followed by a space.

Turn on the
“predictive”
function



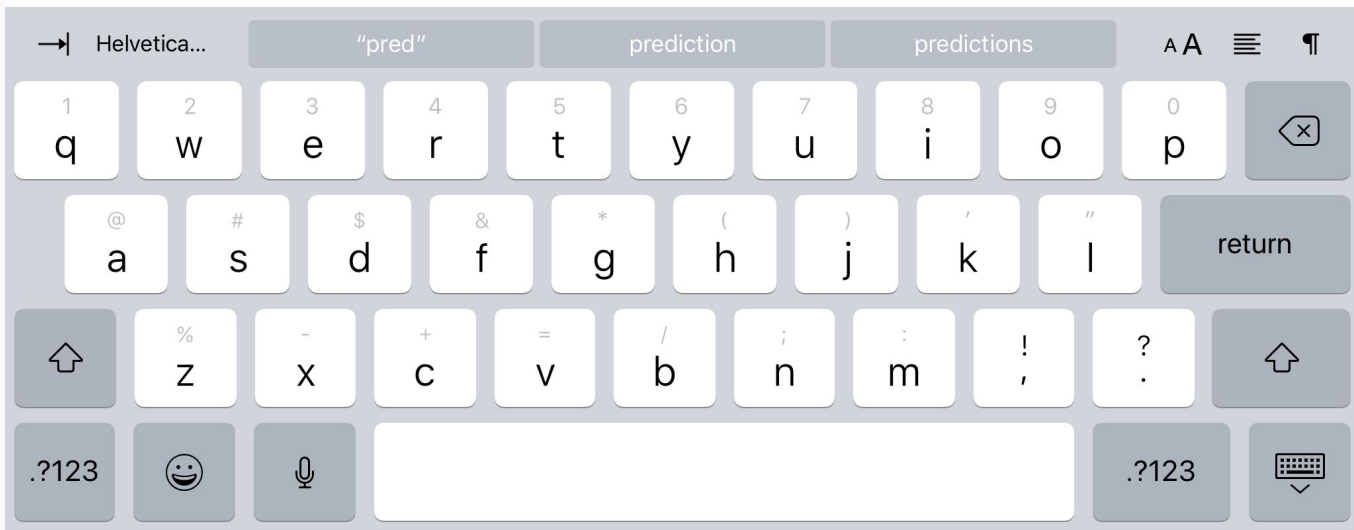


I usually write my essays using text to speech. TTS helps me read more accurately and effectively and it helps me to hear the errors in the text.

I can also use word pred



*This is
prediction.*



*Word prediction
offers you a choice
of words as
you type based on
The first few letters.*

Try it!

Speech recognition

Speech recognition allows you to write words by speaking them out loud.



How does speech recognition help?

Some students have difficulty writing, for a wide variety of reasons. If your teacher, your school speech and language pathologist or guidance counsellor has recommended speech recognition as an option for you, give it a try.

Some students go back and forth between writing traditionally and writing with their voice.

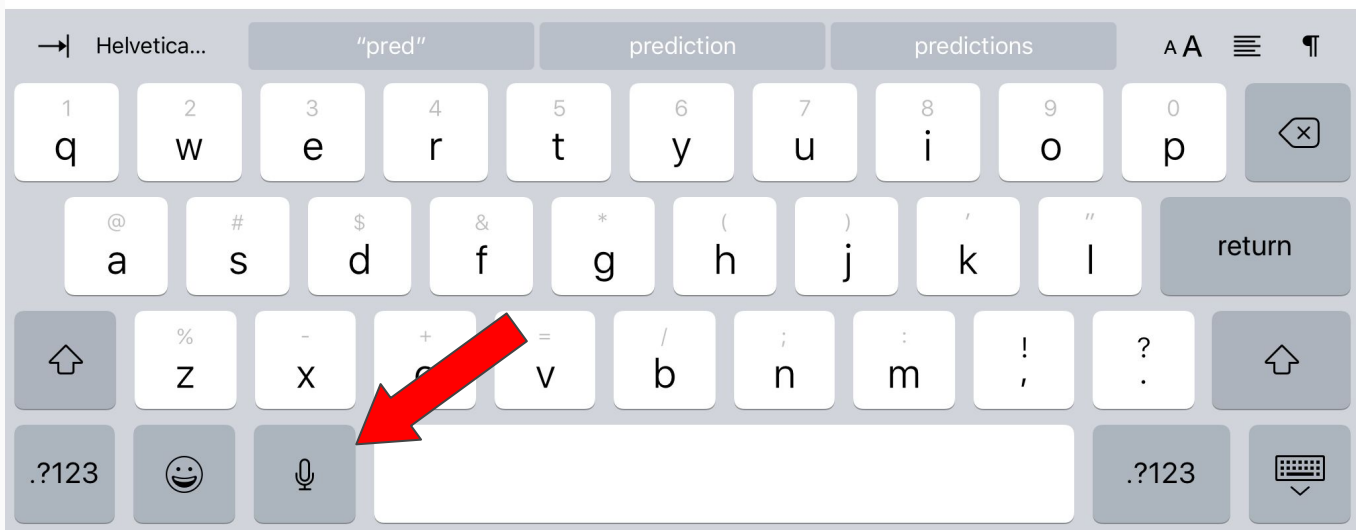
Using this type of technology takes practice and requires editing. Not all of your words will be 100% accurate as the computer will sometimes make mistakes recognizing what you are saying. Take your time and think about your sentence or idea before speaking. Try a few words or a short sentence at first. It might help to create an outline or a mindmap to organize your thoughts before writing.



I usually write my essays using text to speech. TTS helps me read more accurately and effectively and it helps me to hear the errors in the text.

I can also use word pred

Speech recognition



Siri works in most word processing apps (this is Pages). You can use Siri to write with your voice.

Try it!

